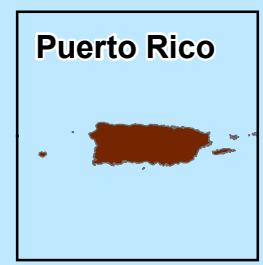

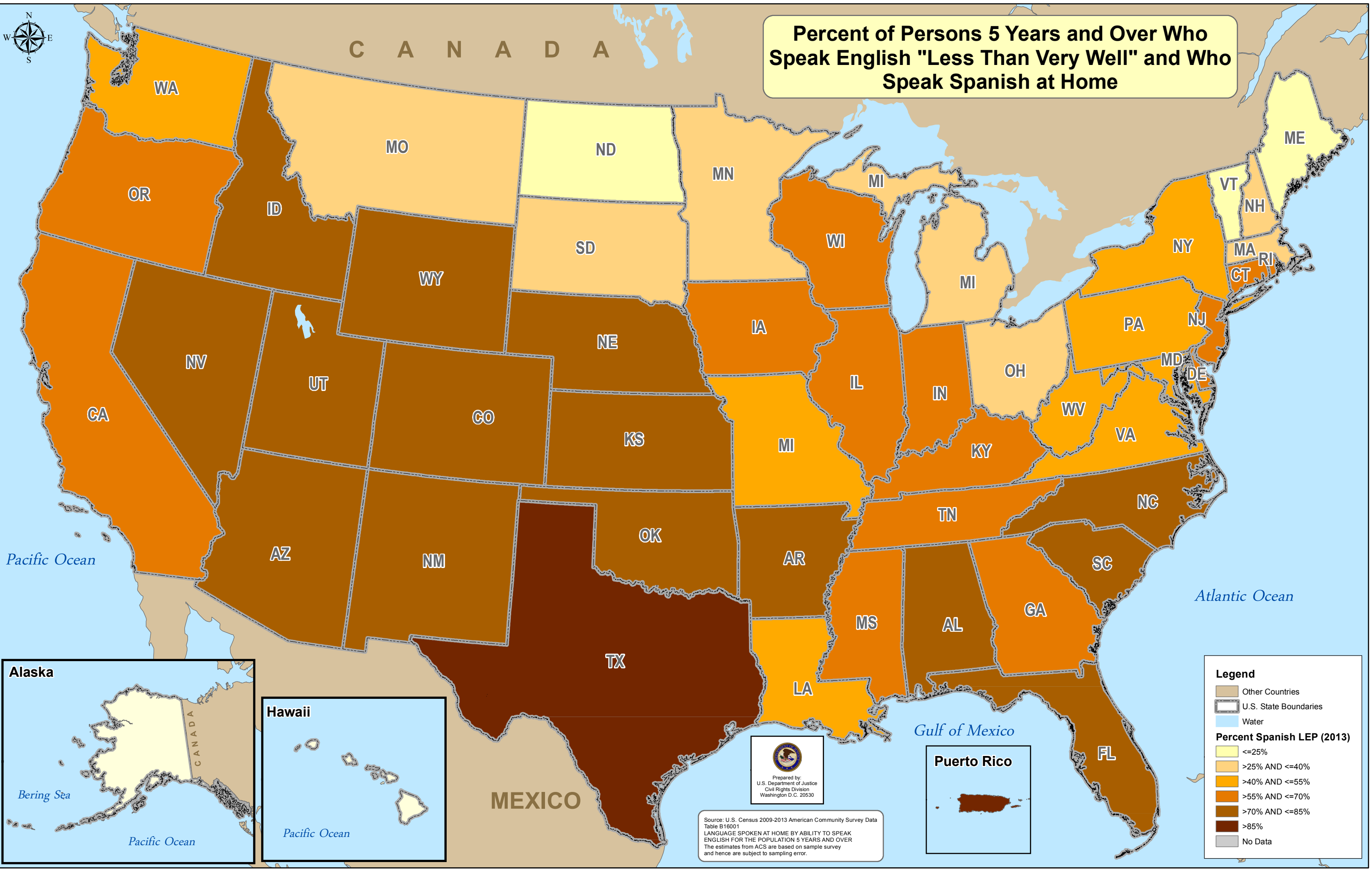


Percent of Persons 5 Years and Over Who Speak English "Less Than Very Well" and Who Speak Spanish at Home




Legend

- Other Countries
- U.S. State Boundaries
- Water

Percent Spanish LEP (2013)

- ≤25%
- >25% AND ≤40%
- >40% AND ≤55%
- >55% AND ≤70%
- >70% AND ≤85%
- >85%
- No Data



Prepared by:
U.S. Department of Justice
Civil Rights Division
Washington D.C. 20530

Source: U.S. Census 2009-2013 American Community Survey Data
Table B16001
LANGUAGE SPOKEN AT HOME BY ABILITY TO SPEAK
ENGLISH FOR THE POPULATION 5 YEARS AND OVER
The estimates from ACS are based on sample survey
and hence are subject to sampling error.