

U.S. Judicial Districts - State of Arizona (2012)
Total Persons 5 Years and Over Who Speak a Language
Other Than English at Home and Speak English Less than "Very Well"

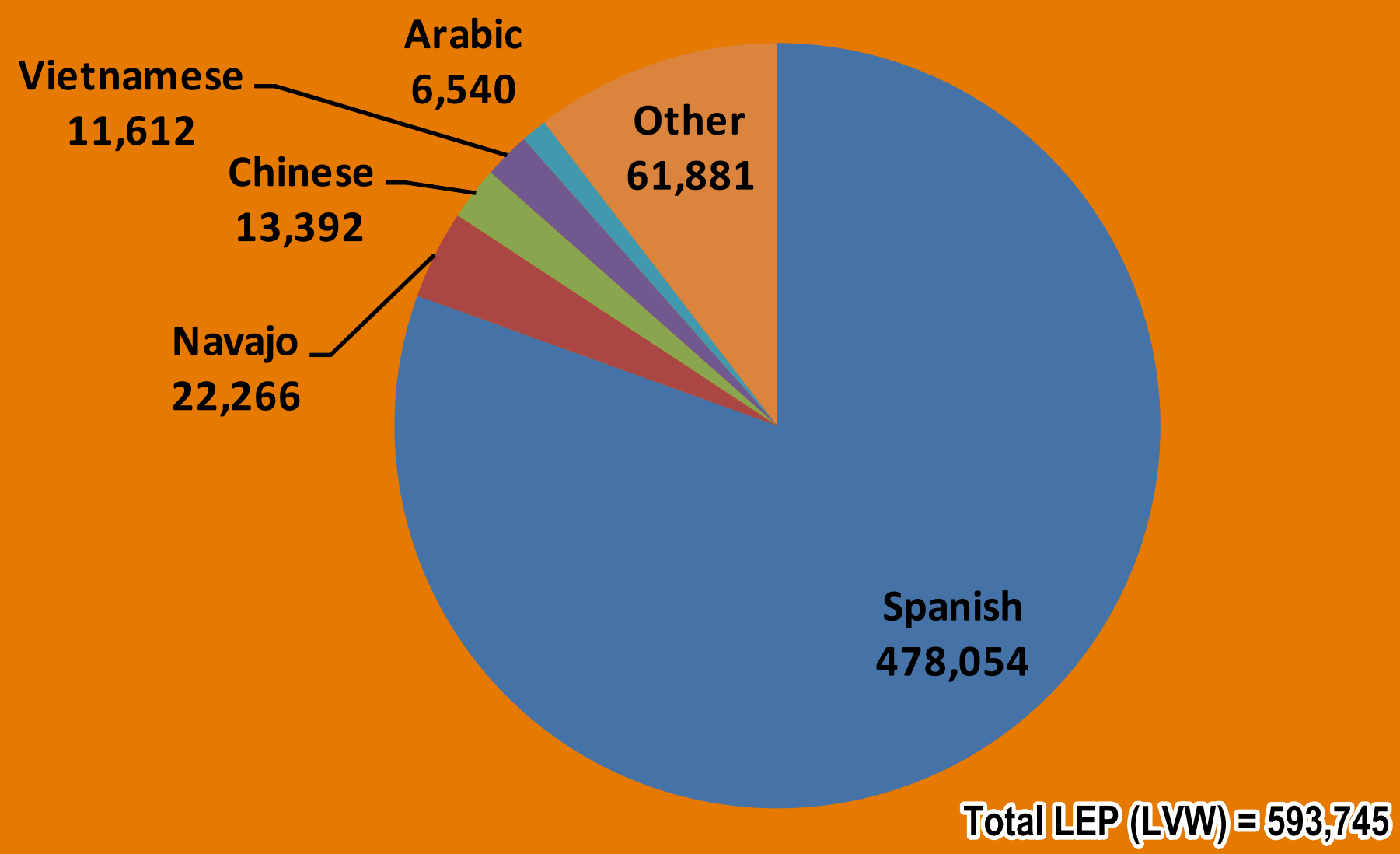
Utah

Colorado

Nevada

New Mexico

ARIZONA



California

Gulf of California


MEXICO

Legend

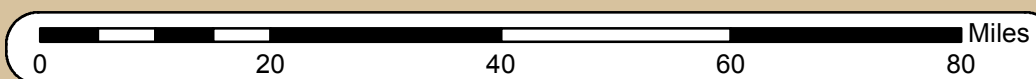
- Other Countries
- US Judicial Districts
- State Boundaries
- Water

JUDICIAL DISTRICTS-TOTAL LEP for LEP Less Than Very Well (2012)

- <=50K
- >50K AND <=150K
- >150K AND <=250K
- >250K AND <=500K
- >500K AND <=1M
- >1M AND <=3M
- >3M



Prepared by
 U.S. Department of Justice
 Civil Rights Division
 Washington D.C. 20530



Pie charts represent total number of LEP persons within a judicial district by language spoken (number).

Source: U.S. Census 2008-2012 American Community Survey Data Table B16001
 LANGUAGE SPOKEN AT HOME BY ABILITY TO SPEAK ENGLISH FOR THE POPULATION 5 YEARS AND OVER
 The estimates from ACS are based on a sample survey and hence are subject to sampling error.